



FUN WITH FEDERAL FUNDING

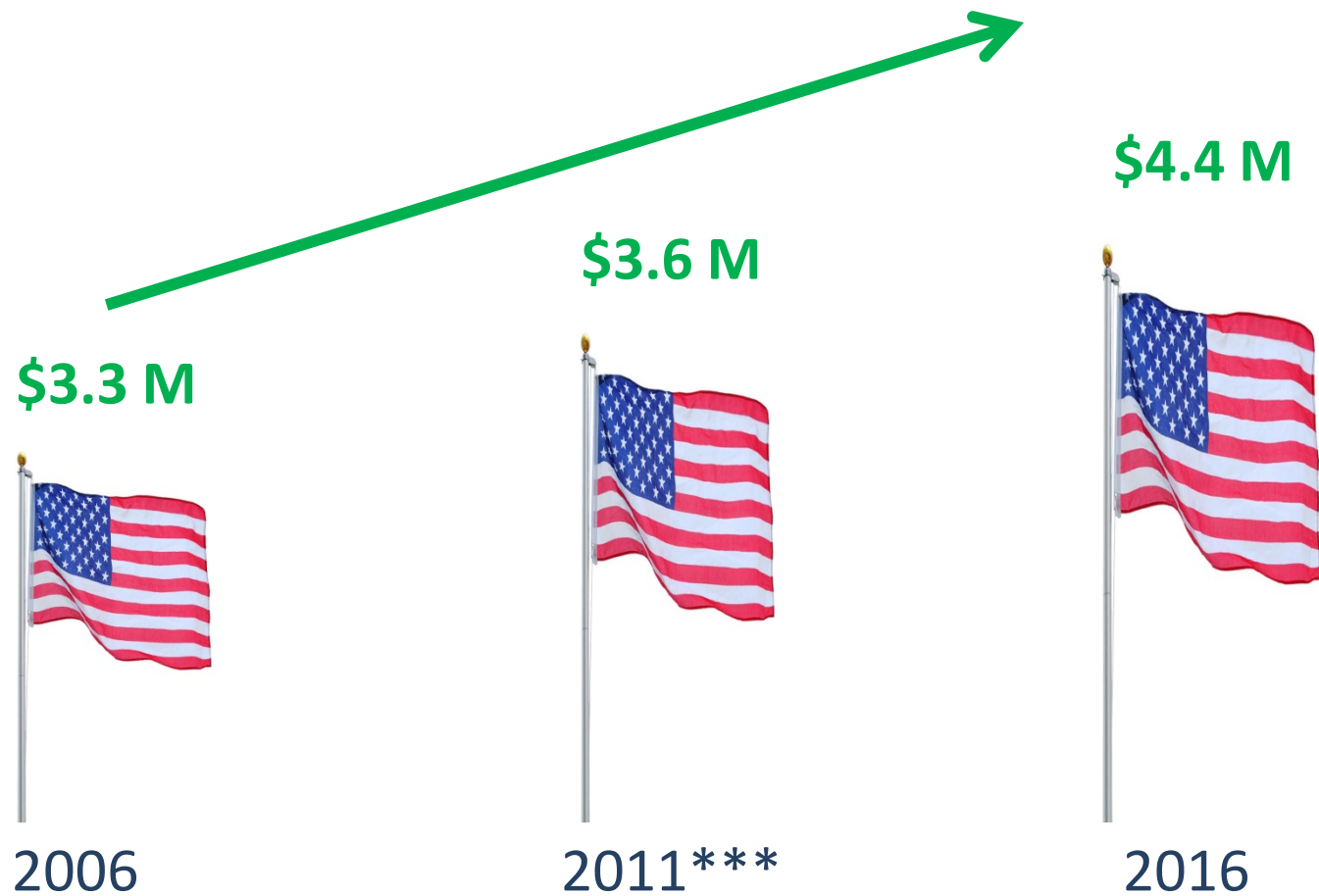
Worthington Board of Education

November 28, 2016

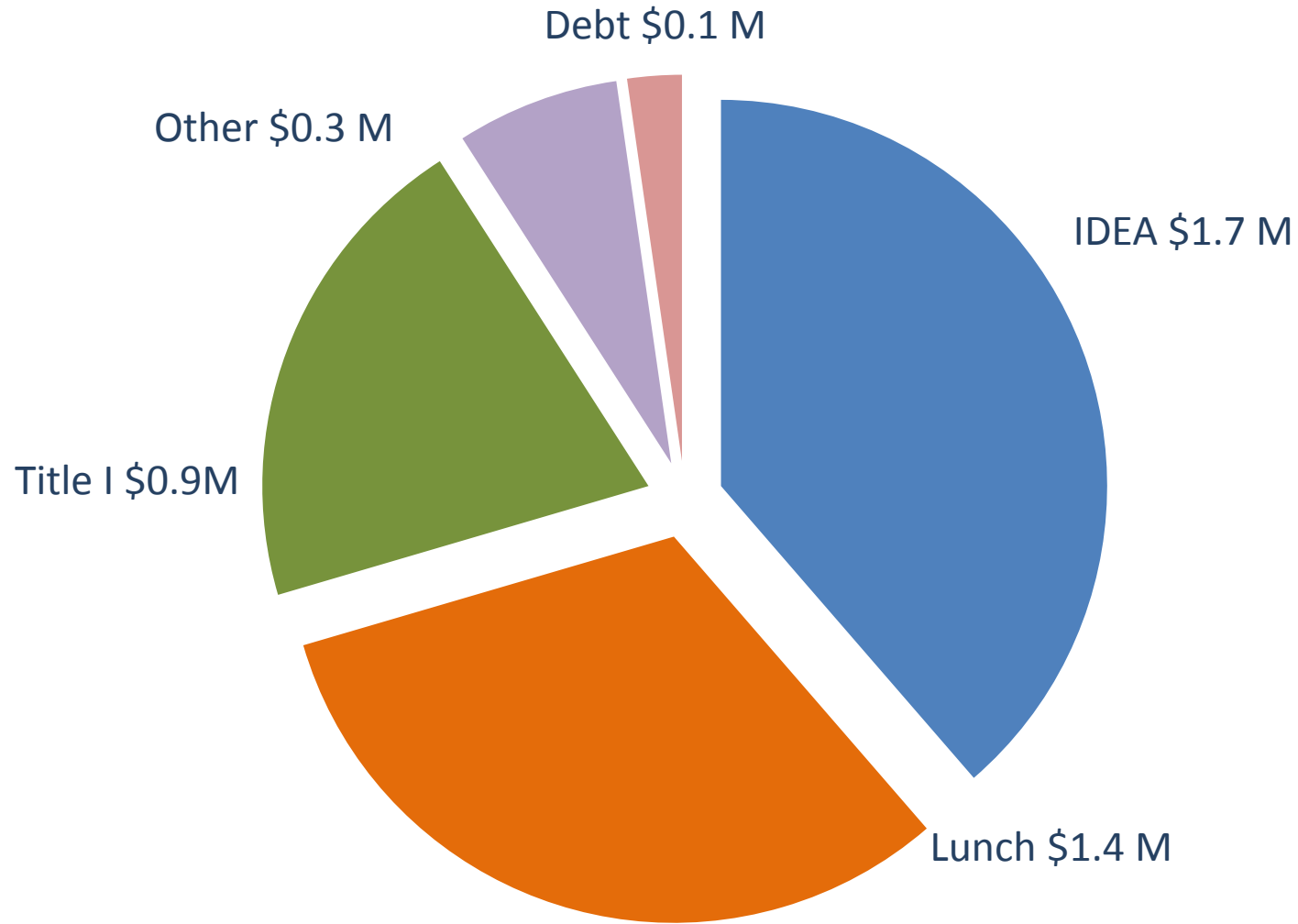
It Takes a Village!



Just how much federal \$ do we get?

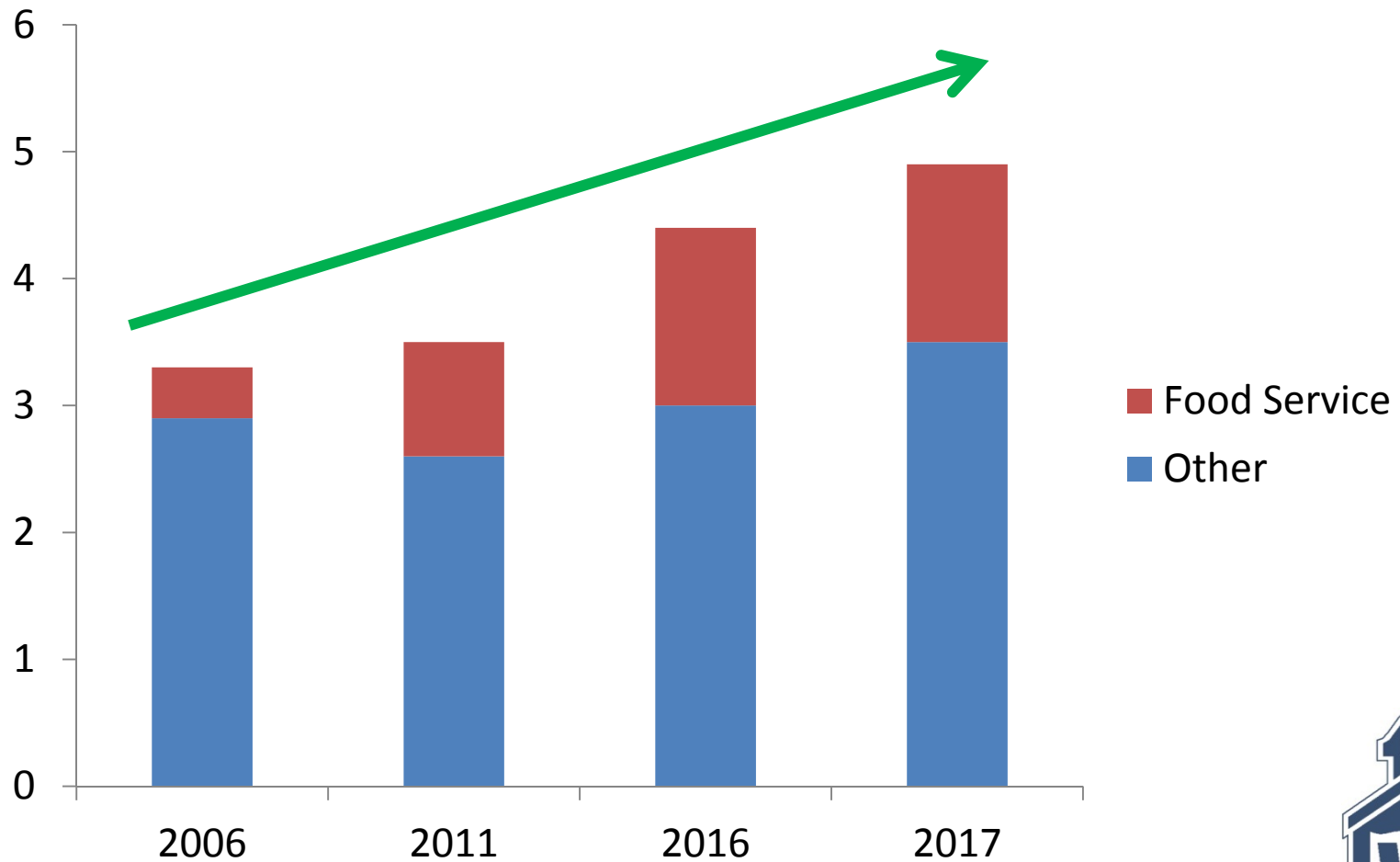


What is our largest federal program (FY16)?



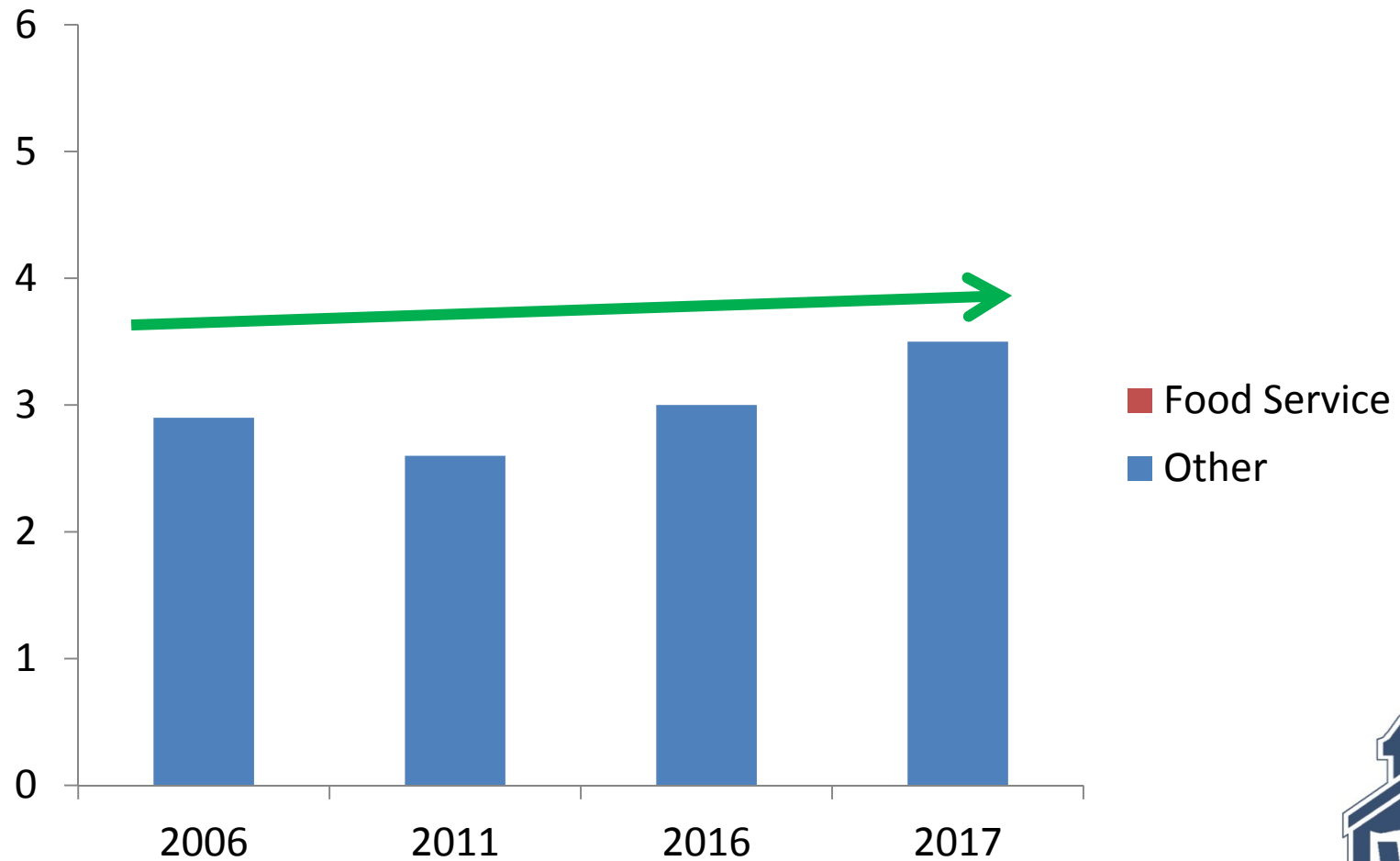
Historical Federal Funding

Federal Revenue in Millions

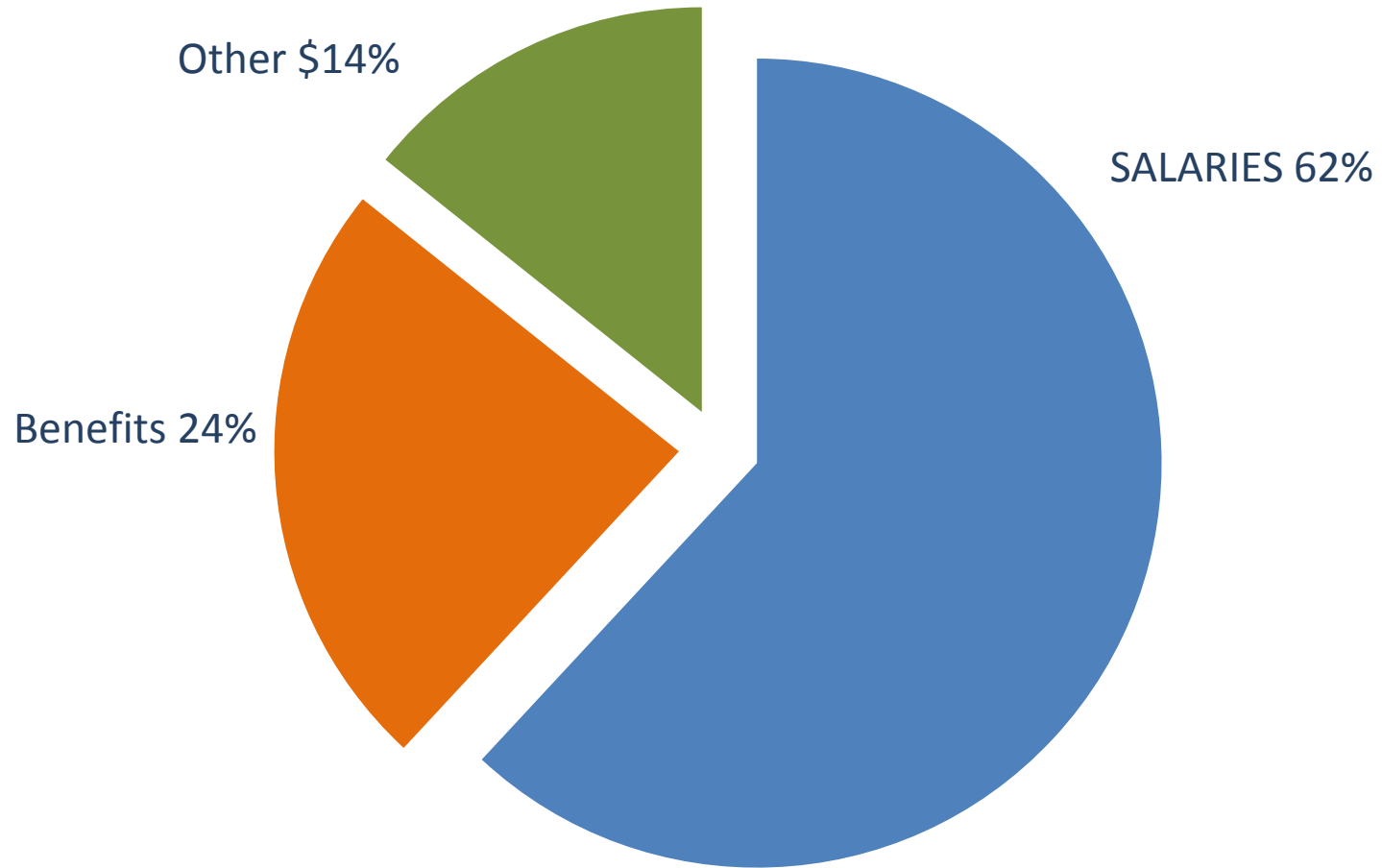


Historical Federal Funding

Federal Revenue in Millions



Major Federal Expenditures (FY16)



How many federally funded FTE?

Grant	FTE
Food Services	16.30*
IDEA (Special Education)	19.20
Title I (Economically Disadvantaged)	8.50
Title III (Limited English Proficient)	1.50
IDEA Preschool	0.50
Title IIA (Teacher Quality)	1.00
Parent Mentor	0.50
Total Federally Funded Employees	47.50

*42.5% of total FS Employees of 38.35



A Closer Look at the Top 3



FY16 Federal Funds

Act	Grant	\$Millions
IDEA	Title VI-Part B Special Education	\$1.71
NSLA	School Lunch/Breakfast Program	\$1.40
ESEA	Title I (Economically Disadvantaged)	\$0.88
ESEA	Title II-Part A Improving Teacher Quality	\$0.16
ESEA	Title III (Limited English Proficient)	\$0.10
ARRA	Qualified School Construction Bonds	\$0.08
PRKN	Carl D Perkins Grant	\$0.04
IDEA	Title VI-Part B Preschool Grant	\$0.02
	Other	<u>\$0.01</u>
	Grant Total Federal Funds FY16	\$4.40



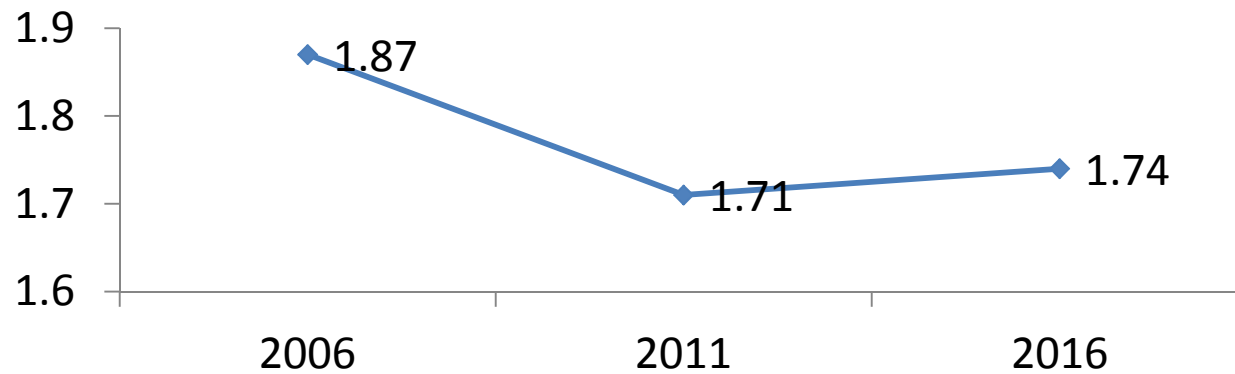
Individuals with Disabilities Education Act

- Part B: Grants to States
- Base amount equal to 1999 levels (98 December Count)
- Additional appropriation, if available, distributed based on 85% ADM and 15% Poverty Rates
- Theory is to prevent over-identifying
- 2016 Federal Appropriations \$11.9 Billion, State share allocated \$374 Million
- Never intended to be fully funded, rather to fund a max of 40% of the excess costs to educate a child, which is calculated at about double the cost of a traditional child. However, appropriations have limited that amount to around 15-17% in FY14 according to US DOE.

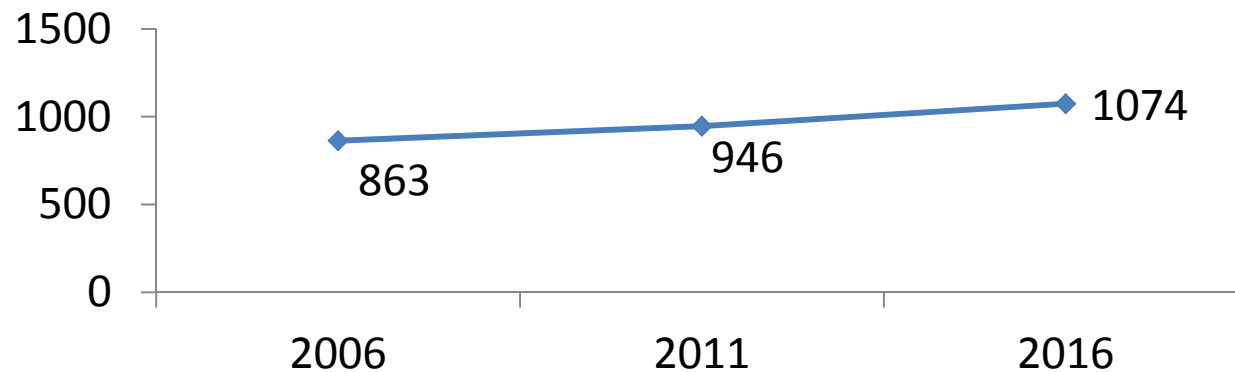


Individuals with Disabilities Education Act

Worthington Funding



Worthington Child Count

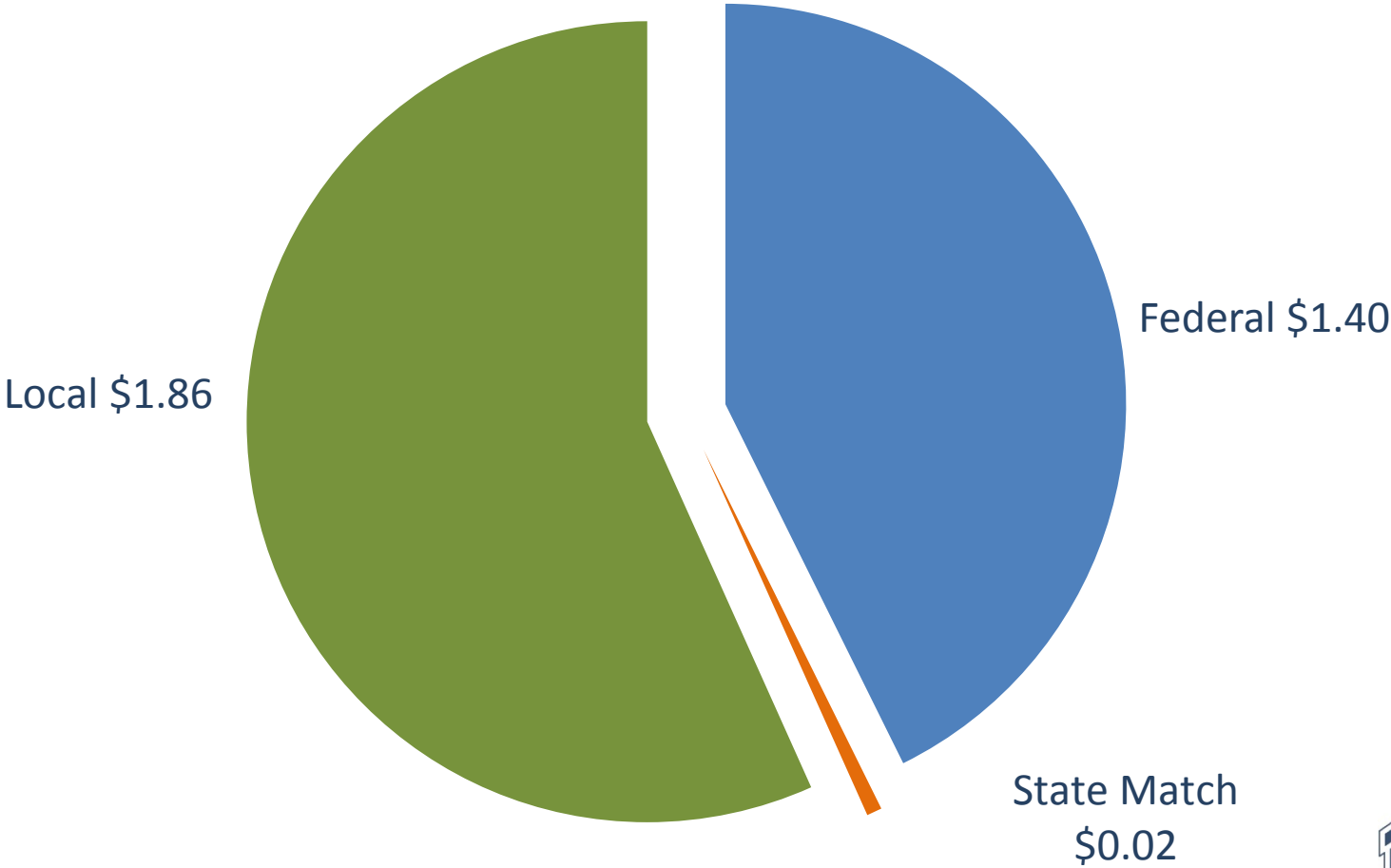


IDEA Uses of Funds

- 2017 we are funding 13.00 Intervention Specialists, 4.90 Support (OT/PT), a 0.5 coach, and 0.8 at non-publics for a total of 19.97 FTE.
- 2015 we funded 21.87. Absorbed into general fund due to increasing costs vs. basically flat funding
- Maintenance of Effort tested extensively here



Food Service Program Revenues FY16 (in Millions)



Food Service Program 2016

- Reimbursement of \$3.16 free, \$2.76 reduced, and \$0.30 paid per lunch
- Breakfast reimbursement of \$1.71 free, \$1.41 reduced, and \$0.29 per paid meal
- 2,312 eligible free students, 559 reduced
- Number of Free/Reduced lunches served: 318,724
- Number of Paid lunches served: 369,746
- Number of free/reduced breakfasts served: 134,887
- Number of paid breakfasts served: 30,623



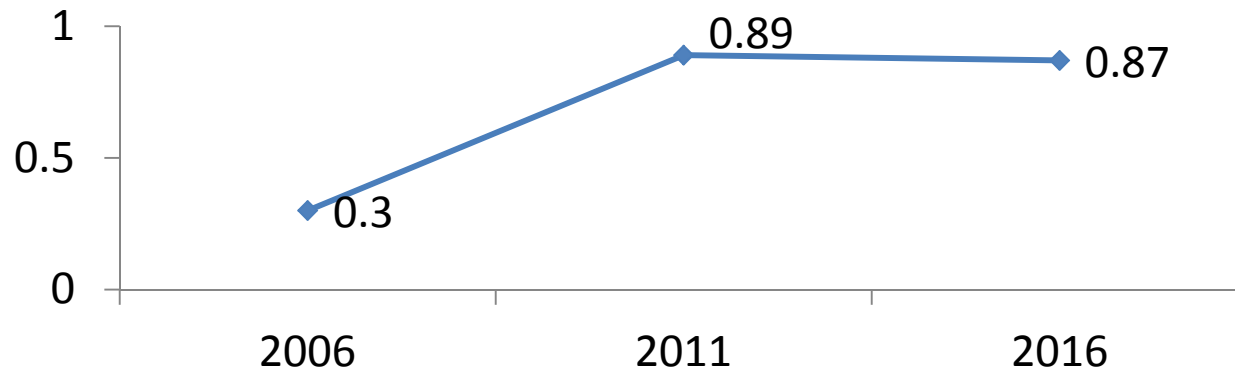
Title I Program

- Purpose to direct additional funds to help low income students meet challenging state academic standards
- Determined based eligible population, by building (EMIS & lunch claims programs)
- Targeted (35% of total, or more than the District's average)
- Liberty, Worthingway, Wilson Hill, Granby
- School Wide (40%)
- Slate Hill, Brookside, Colonial Hills
- Supplement vs. Supplant

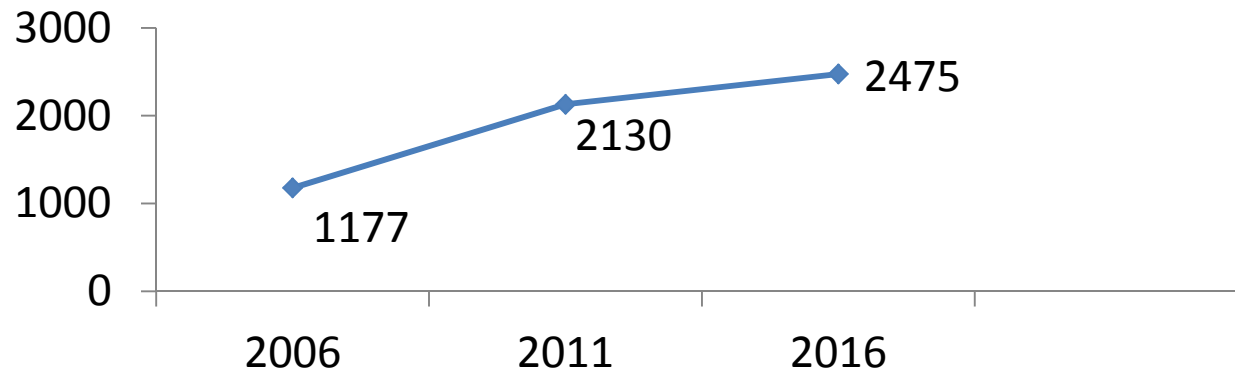


History of Title I

Worthington Funding



Worthington Econ. Disadv. Student Count



Title I Uses FY16

- 9.0 Teachers funded (Brookside, Slate, Granby, Colonial, Wilson, Liberty, and Worthingway)
- Additional \$20,-30,000 building “discretionary” funds, used for such things as instructional support materials, family involvement activities, after school tutoring, and PD.
- Several years ago also funded 3 instructional coaches, and in FY17 only able to fund 8.5 FTE Teachers



Federal Single Audits

- Threshold increased to \$750,000 in federal awards received
- Creates an increase in audit costs and procedures
- Puts us under the new Uniform Guidance and cost principles, more requirements on written board policies



ESEA, NCLB, ESSA

- A comprehensive act, with many requirements, including standards and assessment, teacher qualification and evaluation but also the following direct fiscal requirements:
- Maintenance of Effort: at 90% of last year
- Comparability: pupil teacher ratios
- Supplement Not Supplant – presumptions: required by law, funded last year locally, activity provided to non-title students with non federal funds
- Seems to be a hot issue now with ESSA, giving 4 ways to demonstrate, but has always been the case



ESEA, NCLB, ESSA

- Future?
- Poverty in DeMaria's presentation last week #1
- "Wraparound" services
- Questions?

